



Glide Pocket Door

Single and double sliding door system

Our Glide Pocket Door kit is a cost effective, innovative sliding solution, which creates more usable space than traditional hinged doors.

Completely adjustable, smooth rolling and easy to install; it's the perfect solution to your Pocket Door needs.




Maximum door panel weight of 90kg.



Featuring high quality components




Full technical support



Complete adjustment

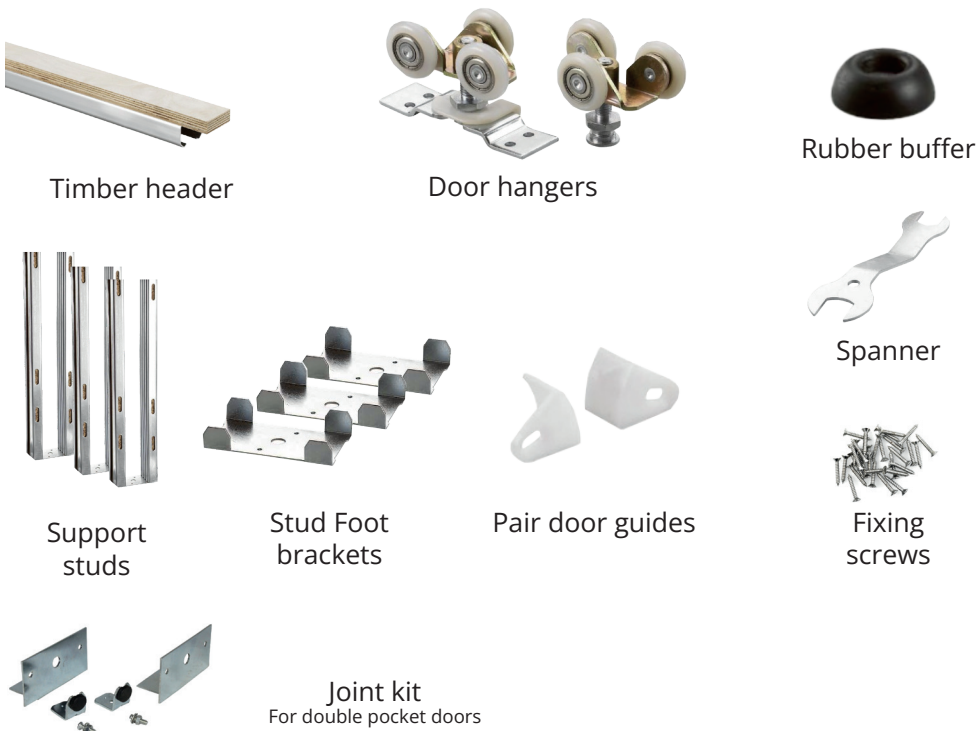


Top hung sliding system



Suitable for a range of materials

Glide Pocket Door Components



Optional accessories

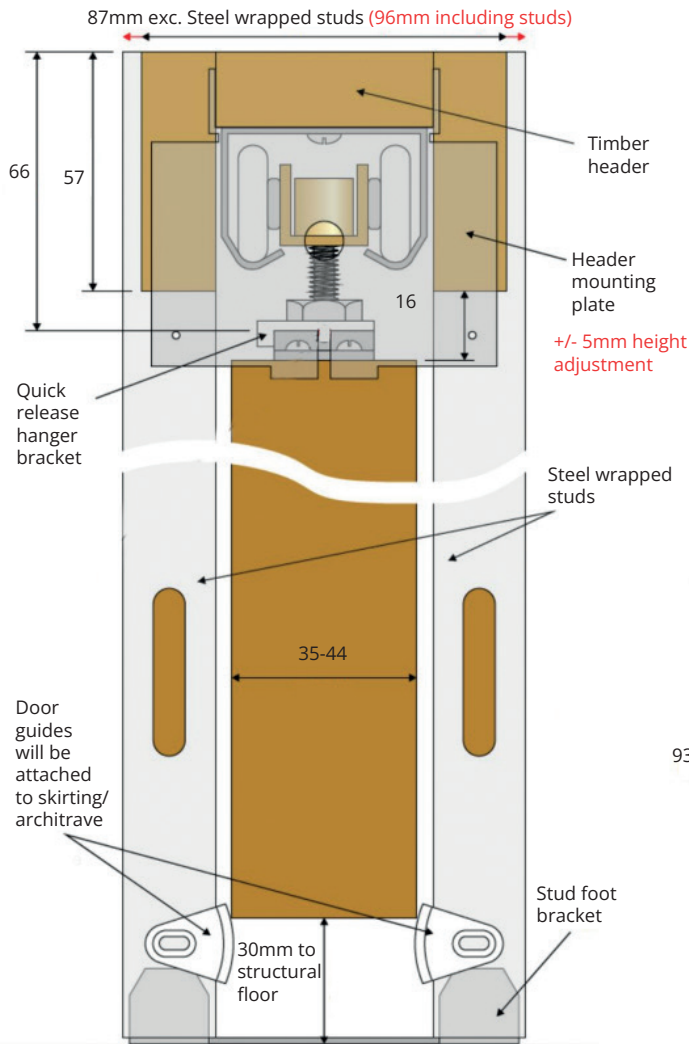
(Timber only)



Description	Code
Single door - Glide pocket door kit 1 max door 915mm x 2032mm 90kg capacity (includes: 6 x support studs, 1 x timber header, 3 x stud foot brackets, 1 x pair of door hangers, 1 x pair door guides & screws, 1 x rubber buffer, 1 x spanner and 30 x fixing screws)	Glide1
Single door - Glide pocket door kit 2 max door 1200mm x 2400mm 90kg capacity (includes: 6x support studs, 1 x timber header, 3 x stud foot brackets, 1 x pair of door hangers, 1 x pair door guides & screws, 1 x rubber buffer, 1 x spanner and 30 x fixing screws)	Glide2
Double door - 2 x Glide pocket door kit 1 max door 915mm x 2032mm 90kg capacity and 1x joint kit	GLIDEDOUBLE1
Double door - 2 x Glide pocket door kit 2 max door 1200mm x 2400mm 90kg capacity and 1x joint kit	GLIDEDOUBLE2
Push to open buffer	PDPL
Glide pocket door soft close (80kg capacity)	GlideSC80

Specification	
Glide 1	Glide 2
Maximum door panel weight: 90kg	Maximum door panel weight: 90kg
Door width: 608mm - 915mm	Door width: 608mm - 1200mm
Maximum door height: 2032mm	Maximum door height: 2400mm
Door thickness: 35mm - 44mm	Door thickness: 35mm - 44mm

Timber door details



Full kit contents



Glass door details

